

Nu Colour[®]
LIGHTSHINE[®]
三色漸變眼影

全新推出三色眼影

只需一個步驟，
輕鬆打造完美眼妝



01 Warm Eyes



02 Cool Eyes

淨重4.4克

- ✓ 對眼妝沒有概念和技巧
- ✓ 不懂得挑選適合自己的色彩
- ✓ 即使遲到，眼妝也不可或缺
- ✓ 希望尋找突破，嘗試不一樣的妝容

01 Warm Eyes



02 Cool Eyes

產品特點

01 兩大妝容風格

- 適合日常及特別場合使用
- 配備 Daily 及 Special 兩款三色漸變眼影組合，一年四季適用，讓您能輕鬆打造多款不同妝容

02 專用眼影棒

- 專用的眼妝工具，讓您化身專業彩妝師，輕鬆打造閃亮明眸
(共三個，包括一個補充裝)

03 富有浪漫氣息的限量版組合

- 獨特的小鐵盒包裝設計，以柔和豐富的色調營造華麗璀璨的感覺 (內附鏡子)

三大特色



多彩色系與混合質感 打造層次分明的眼妝

六款實用自然的色彩組合為日常妝容帶來不一樣的變化

打造漸變效果的專用眼影棒


適合亞洲女性眼部輪廓的專用眼影棒，輕鬆打造自然的漸變效果



護膚配方，特別為眼部幼嫩肌膚而設的

糅合粉紅花卉複合物及肌膚透亮成分

01 Warm Eyes



A. 溫暖且充滿朝氣的**日常珊瑚色系**



底色 均勻眼周膚色的溫柔杏色

主色 與膚色完美融合，讓造型更璀璨的閃亮金色

點綴 為妝容增添朝氣，散發優雅時尚魅力的活力珊瑚色

底色&主色&點綴



主色&底色



點綴&主色



B.活潑優雅的獨特暖棕色



閃粉

耀眼晶瑩的珠光成分，既閃亮又獨特

主色

勾勒出眼睛輪廓的自然淺啡色

點綴

打造深邃輪廓並突顯眼睛線條的柔和暖棕色

閃粉&主色&點綴



印,印,印出閃耀眼神!




點綴&主色



01 Cool Eyes



A. 華麗溫柔的日常酒紅色系



底色 提亮眼睛，修正膚色的粉紅杏色

主色 與膚色完美融合，瑰麗閃爍的玫瑰粉紅

點綴 為妝容增添朝氣，帶來時尚氣息的優雅酒紅

底色&主色&點綴




主色&底色



點綴&主色



B. 鮮明強烈的獨特冷棕色系



閃粉

耀眼晶瑩的珠光成分，既閃亮又獨特

主色

勾勒出眼睛輪廓的中性色彩

點綴

打造深邃輪廓並突顯眼睛線條的時尚冷棕色

閃粉&主色&點綴



印,印,印出閃耀眼神!



點綴&主色



極致唯美色系
輕易打造理想的色彩比例

漸變調色
專用眼影棒

*共三個，包括一個補充裝



使用方法



簡易眼妝 利用專用眼影棒

為打造自然漸變效果而設的眼影掃，能一次在眼瞼上掃上兩款顏色，帶來動人的暈染效果

精緻迷人的眼妝

若希望打造細緻的妝容，可用彩妝掃，把眼影暈染於眼瞼上



鮮明突出的眼妝

若需要營造出顯色度高的鮮明妝容，可利用手指上妝，使效果更加貼服持久。輕輕印上閃粉，打造出理想輪廓



Nu Colour[®] LIGHTSHINE[®] Triple Eye Maker

New Concept
Triple Eye Shadow

Creates the perfect
Eye make-up with a single touch



01 Warm Eyes



02 Cool Eyes

Total 4.4 g

01 Warm Eyes

02 Cool Eyes

- ✓ If you have no idea nor skills at doing eye make-up
- ✓ If you find selecting the right colours for yourself difficult
- ✓ If you cannot skip eye make-up no matter how late you are
- ✓ If you would like to stop being ordinary and try something new



Product Features

01 Two make-up looks!

- For daily use and special occasions
- The colour combinations of the soft Daily palette and the bright Special palette are suitable for all four seasons, allowing you to easily create a variety of make-up looks

02 Dedicated blenders

- With the dedicated applicators, you can easily brighten up your eyes like a professional (3 pieces including 1 refill)

03 A romantic limited-edition palette

- The soft and rich colors of the specially designed metal tin case create a splendid feeling. (with a built-in mirror)

3 Features



Layering your eyelids with the combination of multifarious colours and textures

6 practical and natural colour combinations give you a variety of choices for your everyday make-up

A dedicated blender for easy gradient

A dedicated blender optimized for Asian women to help create easy and natural gradients



Skin-caring formula for the soft skin around yours eyes

Contains pink flower complex with skin brightening ingredients

01 Warm Eyes



A. The Warm and lively **Daily Coral**



Base The Beige colour evens out your eyes

Main The Gold colour glamorizes your look while perfectly blending in with your skin tone

Point The lively and trendy Coral colour gives you a sense of sophistication

Base&Main&Point



Main&Base



Point&Main



B. Vivid and Vibrant **Special Warm Brown**



Glitter The glitter mimics the dazzling glow of fine pearls

Main Neutral colours for shading your eyes

Point Warm brown for tracing your eye-line

Glitter&Main&Point



Tap Tap Tap that Glitter!



Point & Main



01 Cool Eyes



A. Splendid and Soft **Burgundy Daily**



Base The pink beige colour corrects your eyes by brightening them up

Main The rosy pink glamorizes your look while blending in with your skin tone perfectly

Point The burgundy colour gives you a sense of sophistication, liveliness and trendiness

Base&Main&Point




Main&Base



Point&Main



B. Vivid and Vibrant **Special Brown**



Glitter The glitter mimics the dazzling glow of fine pearls

Main Neutral colours for shading your eyes

Point Cool brown for tracing your eye-line

Glitter&Main&Point



Tap Tap Tap that Glitter!



Point&Main



Easily put on make-up with the most gorgeous colours in the best colour ratio!

Gradation-Dedicated Blender

*3 pieces including 1 refill



How to Use





Effortless eye make-up With a dedicated blender

The best blender for a natural gradation.
Applying two colours at once, helping you blend your eye make-up.

For an exquisite eye make-up look

For an exquisite look, use the make-up brush to blend the colours around your eyes



For a sharp eye make-up look

For a long-lasting, sharp make-up look, use your finger as the applicator and gently press on your eyelids.
Apply glitter through tapping to create the perfect look.