

給您多元化的美容享受

Bringing Spa to your home



離子導入美容儀

Galvanic Spa™ System II



Galvanic Spa II
↑ NUSKIN®

微電流

About Galvanic Currents



新成員
New member



專業美容院採用溫和微電流作皮膚護理已逾五十多年。通過輕微電流的刺激，再配合緩緩的按摩動作，有助舒活細胞，加速皮膚的新陳代謝。

今日，小巧、有效而又極具智慧的離子導入美容儀，讓您安坐家中也可享受多元化的美容護理。專利技術可自行調節電流，並隨時更換不同功能的按摩組件，配以度身訂造的修護產品，讓您輕輕鬆鬆地在家裏感受護理肌膚、修護頭皮及緊緻身體曲線的3合1多重護理功效。

For more than 50 years, spa and salon professionals have used gentle galvanic currents in customized treatment to refresh and energize the skin. These treatments, through a gentle massaging action, help to focus cellular energy and enhance circulation.

Now, small, smart and powerful, the programmable Galvanic Spa™ System II allows you to experience multiple spa benefits at home. Patented technology with self-adjusting galvanic currents and interchangeable conductors, work synergistically with our special formulated products that combine 3-in-1 multi-care to rejuvenate your complexion, revitalize your scalp, and refine your body.



面部護理 Face Care



10分鐘內令疲倦肌膚
重拾天然光采，展現生機

Revives and invigorates tired
skin within 10 minutes

深層淨化 Deep Purifying



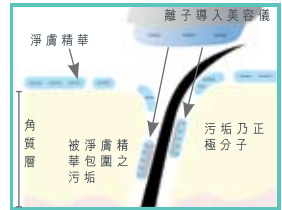
淨膚精華 Pre-Treat Gel

蘊含 **萬壽菊**、**海草** 及 **香草精**，能舒緩及改善肌膚，將肌膚內的雜質及污垢完全導出，徹底潔淨毛孔。

Contains **marigold**, **sea kelp** and **vanilla extracts** that help smooth and condition skin.



污垢被包圍！



用法 Usage



1


將美顏導頭接上離子導入美容儀。

Snap the Face conductor on the Galvanic Spa™ System II.



2

按1次顯示屏下方的按鍵盤，顯示屏會顯示「」的圖案。

Push the selection button once. The "" icon should appear in the display.



3

接著按壓鍵盤設定時間，按壓至出現「2」字。

Select a treatment time by pushing the selection button, select the number "2".



4

享受2分鐘Spa淨膚療程。

Enjoy 2 minutes spa treatment.



深層修護 Deep Nourishing



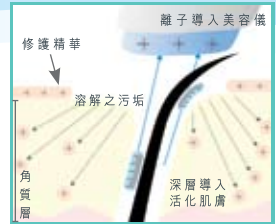
修護精華 Treatment Gel

蘊含**精氨酸**，有助舒緩疲倦壓力；而**鎂**能幫助提升細胞活力。

Contains **arginine** to facilitate recovery from stress while **magnesium** promotes cellular energy.



吸走污垢同時修護肌膚



用法 Usage




1


將美顏導頭接上離子導入美容儀。

Snap the Face conductor on the Galvanic Spa™ System II.



2

按2次顯示屏下方的按鍵盤，顯示屏會顯示「」的圖案。

Push the selection button twice. The "



3

接著按壓鍵盤設定時間，按壓至出現「3」字。

Select a treatment time by pushing the selection button, select the number "3".



4

享受3分鐘Spa修護療程。

Enjoy 3 minutes spa treatment.



抗皺護理
Anti-Wrinkle
Treatment



撫平幼紋及皺紋
Smooths out the lines and wrinkles

保持年輕肌膚的秘密 Secret to Youth



tru face™ 抗皺精華 Line Corrector

蘊含**原骨膠原肽**，能激發骨膠原的生產，有效減褪前額、眼及口部四周的輕至深度皺紋。

Features **pro-collagen peptides** that re-activate collagen producing cells, it helps soften moderate to deep lines around mouth, eyes and forehead.

醫學研究證實，離子導入美容儀能把含正極的重要成分-**肽**，深層地推進肌膚底層，令肌膚更容易吸收，更有效撫平幼紋及皺紋。



Clinically proved that the Galvanic Spa™ System II could effectively drive the positively charged vital ingredient - **Peptides** - deeper into the skin, making it more bio-available to the skin to soften lines and wrinkles.

用法 Usage





1



將美顏導頭
上離子導入美
容儀。

Snap the Face
conductor on the
Galvanic Spa™
System II.



2

按2次顯示屏下
方的按鍵盤，
顯示屏會顯示
「 」的圖
案。

Push the selection
button twice.
The " " icon
should appear in
the display.



3

接著按壓鍵盤設
定時間，按個人
需要按壓至出現
「1, 2, 3 或 5」
字。

Select a treatment
time by pushing
the selection
button, select the
number "1,2,3 or 5".



4

於針對部位享
受1-5分鐘Spa
抗皺療程。

Enjoy 1-5 minutes
spa treatment.



纖體護理
Body Care



擊退橙皮脂，塑造體態美
Repels cellulite, shapes up your body

橙皮脂肪是什麼？ What is cellulite?



- ※ 即「蜂窩組織炎」
- ※ 又稱「橙皮紋」或「茅屋芝士紋」
- ※ 能於身體任何部位出現，尤其皮下脂肪過剩的地方。肌膚表面會不均勻及凹凸不平
- ※ 多出現於大腿上方外側、大腿後側、坐圍、乳房及手臂上方
- ※ 估計約85%女性正受困擾
- ※ Means "cell inflammations"
- ※ Also described as having an "orange peel" or "cottage cheese" appearance
- ※ Can be located anywhere on the body that contains excess subcutaneous fat and appears as uneven, bumpy skin texture
- ※ Commonly seen on the upper outer thighs, the posterior thighs, buttocks, breasts and upper arms
- ※ Estimated that 85% of females are afflicted with the condition







纖體緊緻凝膠 Body Shaping Gel

蘊含**可可鹼(可可樹萃取物)**，專門針對細胞酵素的有用分子，有助分解脂肪；而**黃金洋甘菊(黃金洋甘菊萃取精華)**，含類黃酮，實驗證明有助抑制脂肪積聚，促進循環及排毒，撫平橙皮紋。

Contains **theobromine (theobroma cacao extract)**, a molecule shown to target a certain enzyme in fat cells, helping activate fat breakdown; **golden chamomile (chrysanthellum indicum extract)** and testing indicates the **flavonoids** found in golden chamomile help inhibit the storage of fat, increase circulation to remove toxins, even out dimpled areas.



-  分解及減少脂肪囤積
Breakdowns and reduces fat storage
-  加速淋巴管循環，趕走有毒廢物
Increases lymphatic circulation to remove toxins
-  提升肌膚彈性
Increases skin firmness
-  撫平橙皮紋
Evens out dimpled areas



臨床研究證明，透過促進毛細血管及淋巴管循環，可幫助治療橙皮脂肪。黃金洋甘菊萃取精華有效減少水腫情況及炎症，促進組織循環，排除毒素。

Clinical study shows that capillary and lymphatic circulation improvement can also assist with the treatment of cellulite. An extract of **chrysanthellum indicum** can reduce edema and inflammation and promote tissue drainage and the elimination of toxins.

用法 Usage




1


將纖體導頭接上離子導入美容儀。

Snap the Body conductor on the Galvanic Spa™ System II.



2

按1次顯示屏下方的按鍵盤，顯示屏會顯示「」的圖案。

Push the selection button once. The "" icon should appear in the display.



3

接著按壓鍵盤設定時間，按壓至出現「3」字。

Select a treatment time by pushing the selection button, select the number "3".



4

享受3分鐘Spa纖體療程。

Enjoy 3 minutes spa treatment.





臨床實驗證明，使用纖體緊緻凝膠8個星期後：
Clinical study proved that using Body Shaping Gel after 8 weeks:

大腿尺寸減少 Reduces in thigh diameter	73%
橙皮脂肪明顯改善 Visible improvement in appearance of cellulite	50%
整體橙皮紋贅肉改善情況 Improvement in overall cellulite condition	46%
肌膚平滑度 Exhibits a smoother skin surface	35%



效果雙倍 Double the Result

如同時配合使用盈肌纖體露，橙皮紋改善情況則收**雙倍功效**！

Used in conjunction with Dermatic Effects™ Body Contouring Lotion, it almost **doubles** the reduction in the extent of the cellulite condition.



蘊含**木槿**及**錦葵精華**，能抑制脂肪形成及促進脂肪分解，更有助預防橙皮紋及肌膚老化。

Contains **hibiscus** and **malvaceae extracts** that help inhibit fat production and stimulate fat breakdown. It also helps prevent the appearance of cellulite and skin aging.



專業秀髮護理
Professional Hair
Treatment



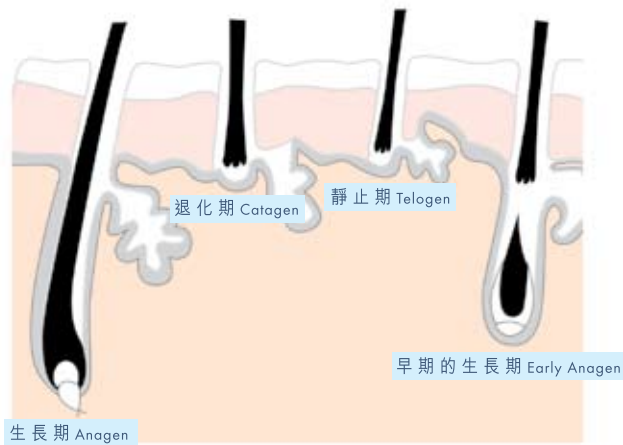
讓您擁有健康豐盈秀髮，
散發自信光采
Helps your hair look healthy and abundant,
shows off your confidence in no doubt

頭髮的壽命 The Life Cycle of Hair



每條頭髮有各自的生命週期，主要分為三期：

Each hair follicle cycles through 3 phases:



生長期	The growth phase or Anagen	(3-7 年 years)
退化期	The resting phase or Catagen	(2-4 星期 weeks)
靜止期	The falling phase or Telogen	(3-4 個月 months)



臨床測試顯示，給予毛囊充足的養分，有助延長頭髮生命週期中的生長期。

Clinical study demonstrated that if we could provide abundant nutrient and sustenance to the hair bulb, it helps extent the growth phase in the hair life cycle.

健髮滋養液 Nutriol® Hair Fitness Treatment



蘊含專利成分 **Tricalgoxyl®**，不僅能給頭皮重新補充礦物質，更能增強毛囊內的營養素及維他命含量，有效活化及強化秀髮，提升濃密及亮澤感覺。

Formulated with patented technology **Tricalgoxyl®**, not only remineralizes the scalp, but also increases the availability of key nutrients and vitamins to the hair follicle. It helps revitalizes and strengthens hair in improving volume and shine as well.



用法 Usage




1


將健髮導頭接上離子導入美容儀。

Snap the Scalp conductor on the Galvanic Spa™ System II.



2

按1次顯示屏下方的按鍵盤，顯示屏會顯示「」的圖案。

Push the selection button once. The "



3

接著按壓鍵盤設定時間，按壓至出現「2」字。

Select a treatment time by pushing the selection button, select the number "2".



4

享受2分鐘Spa健髮療程。

Enjoy 2 minutes spa treatment.





www.nuskin.com.hk

如新集團香港分公司

Nu Skin Enterprises Hong Kong

本公司乃一家美國註冊有限公司

A U.S. Corporation with Limited Liability

版權所有 不得翻印

All Right Reserved

香港印製

Printed in Hong Kong



04133150

May 2008